



# REGIONAL REVIEW

## Central WIA Highlights

### Career fairs and construction in Bernalillo and Sandoval counties

#### Albuquerque Area, Bernalillo County:

**Verizon Wireless** scheduled two career fairs in July to add about 200 employees at its Albuquerque call center located near the intersection of Central and Coors SW. This expansion comes at time when Verizon Communications Inc. is tightening its belt and laying off employees. Nationally, the company posted a 21 percent decline in profit for second quarter 2009, prompting plans to cut 8,000 jobs during the second half of this year.

Albuquerque's fifth **Walmart Supercenter** opened at 2266 Wyoming Blvd. NE in the Wyoming Mall shopping center. The new 196,012-square-foot discount store and grocery employs about 450 workers.

**General Electric** will close its 42-year-old, 400-employee jet engine component plant in Albuquerque's South Valley in the third quarter of 2010 because of the troubled econo-

my. Two hundred seventy-five of the plant's workers will be eligible for special early retirement packages. The plant has been operating at 336 Woodward SE, just west of Broadway and north of Rio Bravo, since 1967, manufacturing components for commercial and military jet engines.

**The Albuquerque International Sunport** is investing \$9 million in passenger comfort upgrades. A new 9,000-square-foot food court will include El Pinto, Range Café, Rt. 66 Bar, Watch Sports Bar and Grill, and Panda Express. Garduño's, which for the past decade has had the largest and most prominent location at the Sunport, is closed, but El Pinto will occupy the vacated restaurant.

#### Santa Ana Pueblo, Sandoval County:

**Santa Ana Pueblo** is restarting work on a \$25 million casino expansion. The tribe had intended to add a hotel to the Santa Ana Star Casino, but the

project was stopped because of the slump in the national economy. The tribe now plans to spend between \$4 million to \$5 million to use the space for more gaming and retail options.

#### Rio Rancho Area, Sandoval County:

**Presbyterian Healthcare Services** has resumed construction of Rio Rancho's Presbyterian Hospital. Officials broke ground last August, but the construction of the facility was put on hold when the board of directors delayed issuing \$200 million in bonds to start the project. The facility will be Rio Rancho's first full-service community hospital and 24-hour emergency department. Construction is expected to be completed in 2011.

Economic activity in the Central WIA is gathered from published articles, government documents, private and public sector news releases, and reports from local NMDWS Workforce Centers.



## Employment Data To Be Released

**THE QUARTERLY** Census of Employment & Wages (QCEW) unit of the Economic Research & Analysis Bureau will be releasing 1st quarter data within the month. This unit produces a quarterly count of employment and wages by industry at the statewide, WIA region, MSA, and county levels.

The 1st quarter QCEW data will also include 2008 annual data. This employment data will be available under the "Publications" tab at:

[www.dws.state.nm.us/dws-lmi.html](http://www.dws.state.nm.us/dws-lmi.html)

Data at the WIA-level will also be available in New Mexico's powerful, user-friendly online labor market information system, **LASER**, at:

<http://laser.state.nm.us>

### QUICK FACTS

NATIONAL	NEW MEXICO	CENTRAL WIA
UNEMPLOYMENT RATE <sup>1</sup> ..... 9.7%	UNEMPLOYMENT RATE ..... 7.5%	UNEMPLOYMENT RATE ..... 7.8%
INITIAL UI CLAIMS <sup>2</sup> ..... 40.4%	INITIAL UI CLAIMS <sup>3</sup> ..... 43.4%	INITIAL UI CLAIMS ..... 29.2%
CONTINUED UI CLAIMS ..... 94.0%	CONTINUED UI CLAIMS ..... 124.3%	CONTINUED UI CLAIMS ..... 117.6%

<sup>1</sup> Figures are not seasonally adjusted.

<sup>2</sup> Unemployment claims data is over-the-year percentage change.

<sup>3</sup> State and WIA counts represent regular UI claims without earnings for the week that included the twelfth of the month and exclude claims without a valid industry code.

National data source: U.S. Department of Labor, Employment & Training Administration

State and WIA data source: New Mexico Department of Workforce Solutions, Economic Research & Analysis Bureau, Program to Measure Insured Unemployed Statistics (PROMIS) database.

# Unemployment

**THE UNEMPLOYMENT** rate, not seasonally adjusted, for the Central WIA region was 7.8 percent, up from 7.6 percent in June. The highest unemployment rate in the Central WIA region was Sandoval County (9.1 percent), and the lowest rate was in Bernalillo County (7.5 percent).

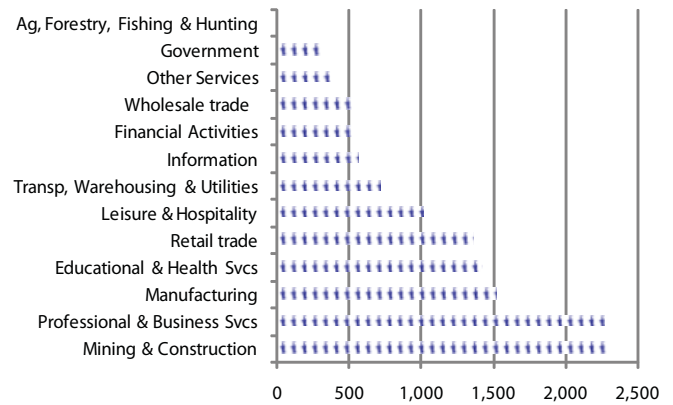
The total number of initial claims for the WIA region was 3,873, a 29 percent increase from the total number in July 2008. Continued claims have more than doubled since last

year, rising to 13,264 as compared to 6,096 last July.

Continued claim counts were highest in the mining & construction grouping, with over 1,300 more claims than last July. Claims in the professional & business services, manufacturing, educational & health services, and retail trade industries constituted half of the total continued claims this month.

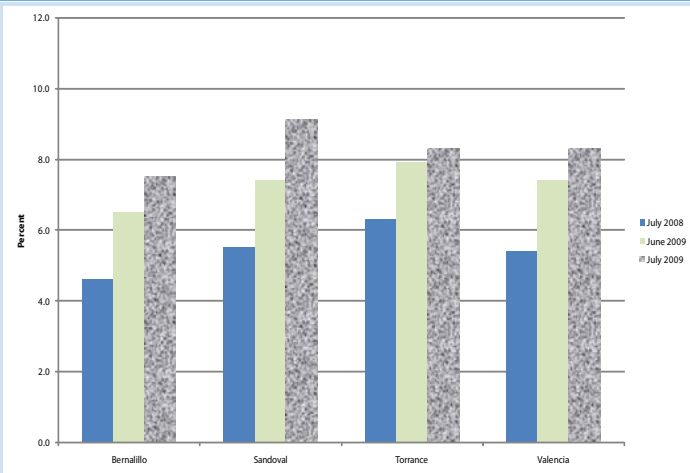
## CONTINUED CLAIMANTS BY SELECTED INDUSTRIES

July 2009



Note: Counts represent regular UI claims without earnings for the week that included the twelfth of the month and exclude claims without a valid industry code.  
Source: New Mexico Department of Workforce Solutions, Economic Research & Analysis Bureau, Program to Measure Insured Unemployed Statistics (PROMIS) database.

## UNEMPLOYMENT RATE BY COUNTY



Note: Figures not seasonally adjusted.  
Source: New Mexico Department of Workforce Solutions, Economic Research & Analysis Bureau, LAUS Unit in conjunction with the U.S. Bureau of Labor Statistics.

# Quick Reference Wage Information Sheets


**WAGE INFO** sheets are now available online for the Central WIA region. NMDWS ER&A Bureau produces these pamphlets to serve the needs of the people in the WIA region and to help job seekers, businesses, and those looking for general wage information in central New Mexico.

The wage data is presented by major occupational group from ranging from computer occupations to construction & extraction occupations. The data includes starting wages and the wage range that about

half the workers in that occupation earn.

The wage sheets are available online under the "Wages" tab at:

[www.dws.state.nm.us/dws-lmi.html](http://www.dws.state.nm.us/dws-lmi.html)



## WIA LABOR FORCE

### Civilian Labor Force

.....411,105

### Employment

.....379,235

### Unemployment

.....31,870

### Unemployment Rate

.....7.8%



## OCCUPATIONAL SHORTAGES & SURPLUSES

Shortages		Surpluses	
Crim Investigators & Special Agents	Demonstrators & Product Promoters	Cashiers	Truck Drivers, Light or Dlvly Services
Healthcare Practitioners & Tech Wrkrs	Helpers—Electricians	Exec Secretaries & Admin Assistants	Mngrs
Maids & Housekeeping Cleaners	Public Relations Specialists	Construction Laborers	Driver/Sales Wrkrs
Sales Mngrs		Administrative Services Mngrs	Production Wrkrs
		Truck Drivers, Heavy & Tractor-Trailer	Computer & Info Systems Mngrs
		Labor & Frght, Stock & Mat Movers	Security Guards
		Office Clerks	
		Stock Clerks	
		Maintenance & Repair Wrkrs	
		Receptionists & Information Clerks	
Statewide Occupational Rollover Statistics			
Cashiers	Helpers—Production Wrkrs	Nursing Aides, Orderlies & Attendants	Sales Representatives
Computer Support Specialists	Janitors & Cleaners	Office Clerks	Security Guards
Customer Service Representatives	Laborers & Freight, Stock & Material Movers	Personal & Home Care Aides	Truck Drivers, Heavy & Tractor-Trailer
Electricians	Maids & Housekeeping Cleaners	Retail Salespersons	

Notes: Based on posted job orders & resumes entered in the NM Workforce Connection System by occupation in the last 30 days (August 24, 2009). Occupational Rollover Statistics is an indicator of occupational activity with both numerous job orders and resumes in NM Workforce Connection.  
Source: New Mexico Department of Workforce Solutions, Economic Research & Analysis Bureau.